

Drift Creek Quilters Retreat

March 7-10, 2019

(Camp begins at 4 p.m. on Thursday and concludes on Sunday noon after brunch and clean-up)

Quilters Unplugged



Drift Creek Camp
Lincoln City, Oregon

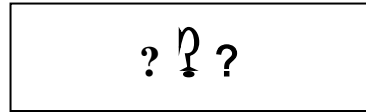
Doors open and registration begins at 4:00 p.m.
Please be patient with us while we give you your room assignment!

Important: Morning classes will be 8:30-10:00, then break for brunch from 10:00-11:00; resume from 11:30 to 1:00.

Afternoon classes will be 1:30-4:30

Note: Materials and supplies lists will be sent to you after registering for class.

Class Information



BIG Mystery Quilt 96" x 96": Trish
Starts Friday morning.

I'm calling this 'the big Un'. Students will get to decide if they want to go scrappy or stay with one main fabric. Precutting instructions will be supplied in January.

1 Jelly Roll **OR** (36) assorted 2 ½ x 42" strips **OR** 2 ¾ yards of one color fabric
5 ¼ yards background fabric
2 ½ yards border
¾ yard for binding (not be required for class)

I would rather live in a world where my life is surrounded by mystery than live in a world so small that my mind could comprehend it. -- Harry Emerson Fosdick



Beginning English Paper Piecing: Annette
Starts Friday afternoon.

Have you wanted to learn English Paper Piecing (EPP), but had questions of where to start? Are you looking for handwork while waiting for appointments? Perhaps you


have started an EPP project and hit a road block. This class is a great choice for you!!

We will discuss the complete cycle of English paper piecing, from sources for the paper pieces thru methods of basting, to finishing a project. We will practice each of the steps with hexagons and 60° diamonds (two of the most popular shapes). You should be able to complete the wallhanging/pillow shown by the end of the weekend.

Teacher will bring the specialty papers and tools needed to complete the pictured project, plus enough for a good start on your own ideas!

Supplies: 1 fat quarter for background, 2-1/2 inch strips for the flowers, stem and sun, and basic sewing supplies.

Must purchase the \$5 kit from the instructor. No sewing machine required.



Beginner's Ohio Star with Focus Fabric: Allison.

All day Saturday. 62" X 70"

Learn to cut fabrics with a rotary cutter and sew hourglass blocks using a fun, inventive technique to make this beautiful, easy quilt. Intermediate quilters may join class with pre-cutting instructions in order to work at a faster pace. Class includes instructions to complete quilt at home.




Essentials to Bring:

- Bedding (including quilt for “Tour de Quilts”)
- Clothing
- Flashlight
- Project supplies
- Snack for sharing with others at snack times
- Towel clearly marked with your name
- Medications

Note: Irons are provided at camp in each work area!

Quilters Unplugged

- Work on your own project
- Enjoy Story time
- Take a class
- Play games during the weekend – bring 15 – 5" squares of fabric
- Meet and share
- Share at “Show and Tell” during each meal time
- Sew a mystery quilt
- Join a “Tour de Quilts” through the bedrooms
- Come away refreshed!



Contact Information

Registration:
 Cheryl Ferris
 146 Seminole Dr.
 Aloha, OR 97006
 Phone: 503-504-8933
 Email: cheryl@creativeheartsequilting.com

Other questions contact:
 Louise Gingerich
 Phone: 503-651-2816
 Email: jandlg@mennonite.net

Directions to Drift Creek Camp:

From Lincoln City go south on Hwy. 101. Turn left onto Drift Creek Road and proceed for 2 miles. When you come to the “T” in the road, turn right. Go ¼ mile, and then turn left heading uphill on the less traveled road. You are now on a Forest Service road. Follow the signs at each intersection for “church camp” or “DC Camp.” You will travel a total of 11 miles off of Hwy. 101.

Emergency contact during travel: NOT for retreat information. Drift Creek Camp; Phone 541-996-3978

BASIC SEWING SUPPLIES you may want to bring:

1. Sewing machine in good working order (if applicable). Be sure to include presser feet and power cord.
2. Extra filled bobbins
3. Sewing needles (hand and machine)
4. Scissors

5. Rotary cutter and small mat
6. Rotary ruler
7. Seam ripper
8. Thread to match project
9. Pins

Here’s what I signed up for:

Long Weekend (Thurs-Sun) \$160.00
 Short Weekend (Fri-Sun) \$115.00

Classes:

Mystery Quilt (starts Friday am)	\$20
Beginning Paper Piecing (Friday pm)	\$20
Beginner Ohio Star with Focus Fabric (Saturday)	\$35

I sent my registration to **Cheryl** on _____ and included a check for \$_____.

I RESERVED sewing machine space:

- Yes No

I RESERVED bedding and will pay camp directly:

- Yes No